

Not all technological change is equal: how the separability of tasks mediates the effect of technology change on skill demand

Christophe Combemale ^{1,*} Kate S. Whitefoot,^{1,2} Laurence Ales³ and Erica R.H. Fuchs⁴

¹Department of Engineering and Public Policy, Carnegie Mellon University, 5000 Forbes Avenue, Baker Hall, Pittsburgh, PA 15213-3815, USA. e-mail: ccombema@andrew.cmu.edu, ²Department of Mechanical Engineering, Carnegie Mellon University, 5000 Forbes Avenue, Baker Hall, Pittsburgh, PA 15213-3815, USA. e-mail: kwhitefoot@cmu.edu, ³Department of Mechanical Engineering, Tepper School of Business, Carnegie Mellon University, Pittsburgh, PA 15213-3815, USA. e-mail: ales@cmu.edu and ⁴Department of Engineering and Public Policy, Carnegie Mellon University, 5000 Forbes Avenue, Baker Hall, Pittsburgh, PA 15213-3815, USA. e-mail:erhf@andrew.cmu.edu

*Main author for correspondence.

Abstract

We measure the labor-demand effects of two simultaneous forms of technological change—automation of production processes and consolidation of parts. We collect detailed shop-floor data from four semiconductor firms with different levels of automation and consolidation. Using the O*NET survey instrument, we collect novel task data for operator laborers that contains process-step level skill requirements, including operations and control, near vision, and dexterity requirements. We then use an engineering process model to separate the effects of the distinct technological changes on these process tasks and operator skill requirements. Within an occupation, we show that aggregate measures of technological change can mask the opposing skill biases of multiple simultaneous technological changes. In our empirical context, automation polarizes skill demand as routine, codifiable tasks requiring low and medium skills are executed by machines instead of humans, whereas the remaining and newly created human tasks tend to require low and high skills. Consolidation converges skill demand as formerly divisible low and high skill tasks are transformed into a single indivisible task with medium skill requirements and higher cost of failure. We conclude by developing a new theory for how the separability of tasks mediates the effect of technology change on skill demand by changing the divisibility of labor.

JEL classification: J23, J24, L23, L63, O33

1. Introduction

A sizable literature seeks to understand the influence of technological change on employment, wages, and skill demand of labor (Card and DiNardo, 2002; Autor *et al.*, 2003; Bartel *et al.*, 2007; Vivarelli, 2014; Ales *et al.*, 2015; Acemoglu and Restrepo, 2020).¹ Many of these studies hypothesize that computation and automation technology increases demand for high skills relative to “middle skills,” and that these technologies may explain wage inequality among skill groups (Autor *et al.*, 2008; Acemoglu and Autor, 2011; Autor and Dorn, 2013). Scholars recognize that multiple forms of technological change can occur concurrently (Pauling, 1964; Stoneman and Kwon, 1994; Colombo and Mosconi, 1995; Goldin and Katz, 1998; Bartel *et al.*, 2007).² However, the existing literature does not separately measure simultaneous technological changes, in part because of difficulty distinguishing the effects given available data. Aggregate observations capture the joint effect of all simultaneous changes but not the effects of individual technological changes which may oppose (and thus mask) each other.

We focus on disentangling the skill demand effects of two examples of technological change: automation and consolidation. Our focus industry is optoelectronics, a subset of the semiconductor industry. In optoelectronics, consolidation is a product innovation that allows multiple formerly discrete components to instead be produced as a single component (Schwedde, 2002). In optoelectronics, there exist competing designs that are perfect substitutes in the market, but with different levels of part consolidation and automation of their production. We collect data from four leading firms pertaining to five different product designs for functionally homogeneous devices. Our data include information such as cycle times, yields, material usage, and machine prices for 481 production process steps, as well as labor usage and skills requirements for those same steps. These data are used to populate a Process-Based Cost Model (PBCM), an engineering process model which unpacks a firm’s production function into individual process steps and uses empirical data and technical information to calibrate each step. This method allows us to construct diverse technological scenarios which separate out different technological effects. We extend the PBCM literature by using this model to determine how different technological change affects the demand for different levels of worker skill.

We make three main contributions. First, we show that technological change can affect skill demand within an occupation: our direct measurements show that automation polarizes skill demands for operators by decreasing demand for middle skills. Second, we find that other forms of technological change (here, consolidation) can have opposing effects to automation, causing aggregate measures that do not disentangle the two to be misleading. Third, we show through direct measurement of process step level parameters and skills, that technological change can be task-biased as well as skill-biased, and that task composition mediates the effect of technology change on skill demand.

We develop a new theory for how the separability of tasks mediates the effect of technological change on skill demand by changing the divisibility of labor. Specifically, we seek to explain how, as in our results, there can be both one-way skill biases and multimodal shifts in skill demand (i.e. convergence or polarization). Here, the separability of tasks is the cost (and in some cases feasibility) of having tasks completed separately from each other. Although multiple tasks can be grouped into a “job” held by a single worker, tasks must be separable from one another for the

- 1 Studies in the literature have highlighted skill-biased technological change (SBTC) as a source of unequal labor demand outcomes across skill. SBTC heterogeneously affects relative productivity or capital substitution of different types of labor, thereby changing demand (Brynjolfsson and Hitt, 1995; Dewan and Min, 1997; Bresnahan *et al.*, 2002).
- 2 There is historical evidence in the engineering literature of widespread simultaneous technological changes across a range of industries (Abernathy and Utterback, 1978). Examples include process changes in the 19th to mid-20th centuries driven by simultaneous innovations in machine tooling, materials, and electrification (Rosenberg, 1963; David, 1990). More modern cases include the simultaneous adoption of broadband technology and automation across industries (Gramlich, 1994; Koutroumpis, 2009), simultaneous consolidation (Lécuyer, 1999) and automation (Pillai *et al.*, 1999) in semiconductors, and simultaneous automation (Jamshidi *et al.*, 2010) and adoption of additive manufacturing (Mueller, 2012) in aerospace. These distinct technological changes may not only produce competing designs from a consumer perspective, but also variations in the factor (e.g. labor) content of production (Anderson and Tushman, 1990). Moreover, simultaneous technological changes can be complementary or occur independently from each other, and different combinations of technologies can be implemented by different firms or regions (e.g. Chung and Alcácer, 2002; Fuchs and Kirchain, 2010; Fuchs *et al.*, 2011a,b), contributing to differential labor outcomes.

division of labor. The skill requirements of a job are the maximum of the skill requirements across tasks. By these definitions, as the separability of tasks declines, tasks are combined into jobs held by individual workers, and skill demand converges or increases. Further, the more tasks that are inseparable, the more difficult it is to automate those tasks.

Our theory for how task separability mediates the effect of technology change on skill demand is relevant for labor economics, management, and policy. Our direct measurement of simultaneous technological changes allows us to uncover mechanisms by which different technologies can be expected to have different labor outcomes. For policymakers and firms, understanding how task separability mediates the effect of different technology changes on skill demand is important for technology-specific policy. Our findings and theory are especially important for policymakers concerned with job outcomes for high-school level workers: while these workers are historically vulnerable to technological displacement in aggregate (Autor and Dorn, 2013; Acemoglu and Restrepo, 2020), not all technology change has the same effect on skill demand, and a granular understanding of labor outcomes is necessary to avoid overly blunt assessments of technological risks for labor.

2. Literature review

We review three aspects of the SBTC literature: commonly discussed patterns and heterogeneity in SBTC; the measurement of skills; and the focus of the literature on historic factor substitutions. We then introduce the literature on the capability based theory of the firm, specifically nuances in that literature with respect to technological heterogeneity and factor substitutability. We then review the literature on engineering process models and their applications in engineering and management to understand the effects of technological decision-making.

With respect to heterogeneous SBTC, while skill biased technological change could potentially affect the relative marginal product of labor skill levels in many different combinations, the SBTC literature has typically measured aggregated outcomes that show increased productivity returns to skill. Examples of SBTC increasing the returns to higher skill include automation (Autor *et al.*, 2003; Autor and Dorn, 2013) as well as information technology adoption both across the economy (Bresnahan *et al.* 2002; Michaels *et al.*, 2014; Atasoy *et al.*, 2016) and on the factory floor (Bartel *et al.*, 2007). The literature has recognized that organizational change, process, and management innovations could lead to heterogeneous worker productivity effects (Goldin and Katz, 1998; Caroli and van Reenen, 2001; Ichniowski and Shaw, 2009). Goldin and Katz, for example, suggest that changes in process technology such as the assembly line can increase the relative demand for low skill, while their work shows that more recent innovations such as continuous processing shifts skill demand upward, consistent with other work on SBTC. However, despite the recognition of heterogeneous SBTC, the literature has not been able to separate the potentially different labor effects of simultaneous technological changes.

Detailed characteristics of a technology have relevance for its productivity and hence labor implications (Bartel *et al.*, 2004), such as the types of tasks susceptible to automation (Autor *et al.*, 2003). More recent task-focused work on automatability through machine learning suggests that within automation broadly, different occupational tasks are more substitutable with different automation methods (Brynjolfsson *et al.*, 2018b). Though automation is a strong focus of the literature on technological change and labor outcomes, there is also evidence of nonautomated changes in process technology and of consolidation affecting the composition of production. Process changes such as the assembly line and continuous processing may both have shifted relative demand for skill (Goldin and Katz, 1998). Consolidation is an inherent feature of modularization (or demodularization) in product architecture, making it relevant to the composition of industry and the internal organization of firms and their production activity (Ulrich and Eppinger, 1995; Baldwin and Clark, 2003) and hence the organization of processes and the division of labor.

The existing literature linking technological change and labor outcomes is also primarily focused on the effects of historical technological change on labor market outcomes, and thus may also face challenges anticipating the consequences of emerging technologies for labor demand. Emerging implementations of technologies such as machine learning, (Brynjolfsson *et al.*, 2017, 2018a) may affect the marginal product of different labor skill levels in distinctive ways from other historical technological changes.

With respect to measurement of the effect of SBTC, the literature draws heavily (but not solely) on education and wages as proxies of skill (Autor *et al.*, 2003; Acemoglu and Autor, 2011; Carneiro and Lee, 2011; Autor and Dorn, 2013), although different technological changes may have important, heterogeneous effects on skill requirements within the same aggregate category (e.g. manufacturing jobs with all the same low educational requirements).

Measures such as past wages can offer more detail than education (Autor *et al.*, 2003; Autor and Dorn, 2013) but have the potential to mask important worker reallocations and other shifts in demand, such as inversions in the relative demand for different types of skills (whose levels are not necessarily correlated) which are simplified onto an axis of past wages (Lane, 2005). In addition to education and wage as intermediaries for skill, a literature has also emerged suggesting that technological change may substitute for labor in certain types of tasks, potentially replacing “routine” labor while increasing demand for cognitive work (Autor and Dorn, 2013) and allowing jobs to be rebundled around tasks which remain nonautomated (Brynjolfsson *et al.*, 2018b). This task approach to measuring technological change is relevant within jobs of the same educational or wage band and may reflect labor substitution effects not measured by education or wage.

Studies that collect detailed technical and operation skill and training information on operators describe the direction but not the magnitude or distribution of skill demand changes under technological change (Bartel *et al.*, 2004, 2007). Bartel *et al.* measure whether specific skills became more or less important to operators (as determined qualitatively by managers) after an establishment adopted information technology. This work suggests skill bias in technological change among manufacturing operators but lacks measures for differences in the level of skill required and the share of operators affected. Such measures less easily describe the magnitude of shifts in skill demand, as well as possibly overlooking multidirectional effects of technological change within the same skill (i.e. rather than a bidirectional skewing of skill requirements).

Distinct from SBTC, the capability-based theory of the firm views technological change as the path-dependent result of local conditions and firm capabilities (Wernerfelt, 1984), with the implication that factor substitution is not unconstrained in the manner assumed by traditional production functions (Dosi and Grazzi, 2006). Firms face technologically feasible procedures to produce certain outputs: the capabilities of firms influence which procedures are available to them and at what level of efficacy they can be performed (Barney, 1986; Teece, 1993). Using a given procedure requires certain input ratios to actually produce the desired output, regardless of factor prices. These constraints on substitution underlie the “recipe” perspective in the literature, which views technology as a sequence of procedures (a recipe) which the firm must perform to produce a good (Dosi and Grazzi, 2010). This restriction is important for potentially separating technologically driven changes in the feasible space of factor input ratios from narrower substitutions by firms within a certain technological regime.

In our study, technological restrictions on substitution offer a useful analytical lens to extend approaches such as those used in the SBTC literature. Although substitution is restricted for a given technology, technology adoption provides a channel for long-run factor substitution: this view makes it possible to identify technological effects on skill demand directly from engineering-level technological parameters. Even under the strictest constraints of a Leontief view of production; however, heterogeneous production functions (such as suggested by the capability based theory of the firm) can generate aggregate factor substitution (Johansen, 1972) of the form typically seen in the SBTC literature, preserving the analytical benefits of such approaches. Thus, technological restrictions on substitution do not require the suspension of factor substitution.

Engineering process-based models and data make it possible to explicitly map current and future technological change—including expected future design decisions—to production processes, operations and hence factor demand at scale (Pearl and Enos, 1975; Fuchs and Kirchain, 2010). PBCMs have been used in engineering and management to understand the effects of technological decisions on factor demands and costs prior to large-scale investments (Bloch and Ranganathan, 1991; Field *et al.*, 2007; Fuchs *et al.*, 2008). These models have informed engineering and production decisions in multiple industries (Field *et al.*, 2007; Ulu *et al.*, 2017; Laureijs *et al.*, 2019). Previous work (Fuchs and Kirchain, 2010; Fuchs *et al.*, 2011a,b; Fuchs, 2014) used engineering models to show how shifting from a developed to a developing country changes which advanced products it is profitable for firms to pursue, thus questioning traditional assumptions in gains from trade. Whitefoot *et al.* (2017) use engineering models combined with oligopolistic equilibrium models to estimate the influence of energy efficiency regulations on technology adoption and tradeoffs with other product characteristics without conflating unobserved characteristics that are difficult to address econometrically.

Engineering process models relax typical assumptions of classical production functions (e.g. time-constant factor share and degree of factor substitution) to capture novel factor substitutions and production relationships that may be important to the effects of technological change on factor demand and other economic behavior (Chenery, 1949; Pearl and Enos, 1975; Wibe, 1984; Smith, 1986; Lave, 1996). Thus, engineering process models accommodate heterogeneity in equipment, labor, and material input. Prior models have been used to simulate production, estimate

cost, and simulate technology decision-making, but ours is the first to use a PBCM to study the implications of technological change on labor outcomes or to disentangle the implications of different forms of technological change.³

3. Technology, firm and industrial context

Consolidation occurs when multiple formerly discrete parts are designed as one component (Schwedes, 2002; Johnson and Kirchain, 2009). Consolidation is a product innovation with many process implications. Consolidation is enabled by technological advances in design (e.g. topology optimization), materials (e.g. composites or strained silicon), and processes (e.g. additive manufacturing or e-beam lithography). Consolidation can help reduce fabrication and assembly costs in manufacturing, (Selvaraj *et al.*, 2009; Atzeni and Salmi, 2012) and improve performance in software design (Barrett *et al.*, 1996; Sanner, 1999) and healthcare services (Doherty and Brensinger, 2004; Pitroda and Desai, 2017).⁴ Table 1 provides examples of consolidation across several high value manufacturing industries.

Automation changes the performer of a task from human workers to machines (Frohm *et al.*, 2008). Automation is a process-based (rather than product design, as in consolidation) technological change (Carpanzano and Jovane, 2007). Automation is often described within the literature as skill-biased, principally eliminating manual or routine jobs and increasing demand for higher-skilled labor (Autor and Dorn, 2013).

The optoelectronic devices on which we focus in this study combine electronics and photonics (light) to send and receive information. Optoelectronic device production can be broken into four main categories: (i) fabrication, (ii) subassembly, and (iii) final assembly (see Figure 1), with (iv) testing throughout the other three categories. In fabrication, materials are deposited and etched in specific sequences to control the behavior of electrons and photons (NAS, 2013). In subassembly, components are connected to one another according to the device architecture. In final assembly, optical fibers are attached to the device substrate, and the device is put into a standardized metal casing, or package. Testing throughout the process consists of visual inspection and machine-based tests of various device functions. See Supplementary Appendix S5 for further detail on the process steps.

In the optoelectronics industry, functionally homogeneous designs have different levels of consolidation: low consolidation designs with individual discrete components mounted onto a semiconductor wafer; medium consolidation (called “hybrid” integration by the industry) with some discrete parts fabricated together as single components; and high consolidation (called monolithic integration), with multiple components fabricated as one rather than assembling them together (NAS, 2013; Yang *et al.*, 2016).

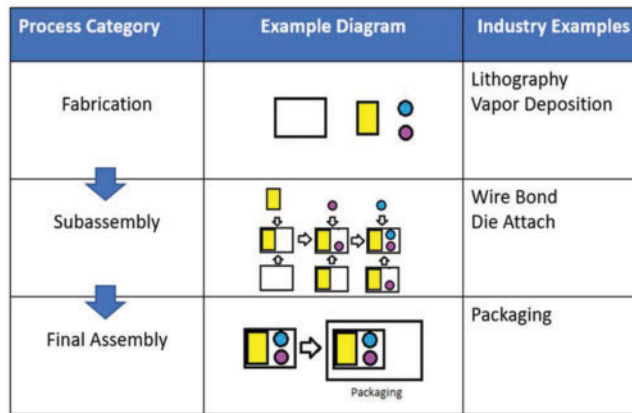
The optoelectronics industry is globally distributed. Optoelectronics fabrication is concentrated in the USA and Japan, although capabilities also exist in China and Taiwan: optoelectronics fabrication is highly automated regardless of location. Assembly activities are spread throughout Europe, North America and East and Southeast Asia, with generally greater automation in North America, Japan and South Korea (NAS, 2013). Although fabrication and assembly of various designs is performed worldwide, the most consolidated designs tend to have production more often located in the USA and Japan.

Optoelectronics is a particularly conducive case for heterogeneous technology regimes because even standardized optoelectronic devices permit significant internal variation in design. Competition in the specific optoelectronic devices we study is driven primarily by price (Fuchs and Kirchain, 2010; Personal Interviews with Industry Leaders).⁵ Prior research (Fuchs *et al.*, 2011a,b) suggests that a low-cost leader did not exist among products with different levels of consolidation as far back as the mid-to-late 2000s. There are also widespread barriers to the adoption or replication of capabilities outside a firm, including specialized workforce requirements and technological uncertainty,

- 3 Not only is this application novel, developing it required changes to existing process models, to build skill requirements into each process step (described in detail in Appendix 1.1).
- 4 A keyword search of global patents (Google Patents) shows that either “consolidation” or “integration” are mentioned in ~5 million patents from 1878 to the present (and 567,344 patents since January 1, 2009), including 2.37 million patents that also have the keyword “manufacturing” and 3.78 million patents that include keywords “software.” Other sectors include electronics (668,740 results), automotive/automobile (208,322 results), aerospace (20,934 results), and healthcare service (8,463 results).
- 5 Industry interviews also suggest some competition around serving client-firm needs, but customization is typically around form factor and hence independent of internal component consolidation.

Table 1. Examples of consolidation by industry and number of parts consolidated

Industry	Example	Parts consolidated
Aerospace (Thompson <i>et al.</i> , 2016)	Additive manufacturing: fuel nozzles and engines	18 parts to 1 (nozzle) 855 parts to 12 (engine)
Automotive (Fuchs <i>et al.</i> , 2008)	Steel to polymers: auto bodies	250 parts to 82
Electronics (Moore 1995)	Monolithic integration: transistors	120 parts to 1
Optoelectronics (NAS, 2013)	Monolithic integration: lasers	20 parts to 3

**Figure 1.** Process flow categories.

which can provide the conditions for technological heterogeneity (Wernerfelt, 1984; Peteraf and Barney, 2003)]. Even production scale-up within the same firm can mean shifting to new and uncertain production methods.

4. Methods and research design

4.1 Constructing the production function using engineering PBCMs

We use engineering PBCMs to construct counterfactuals of technological changes at each production process step, which then allow us to map their consequences for skill demand. These models are constructed based on firm production plans across different contexts, basic scientific principles, and observations of production activities before and after a technological change (Bloch and Ranganathan 1991; Fuchs *et al.*, 2006). For our purposes, the PBCM has the following advantages: (i) it allows us to recover production functions without relying on structural assumptions that may not be well supported by the nature of a technology or production process, (ii) it makes use of process step-level inputs rather than aggregate data, allowing us to map technological characteristics (such as the level of automation) directly to the production tasks and associated labor consequences, and (iii) it allows us to disentangle the labor demand implications of simultaneous technological changes by constructing counterfactual technological configurations that are technologically feasible but not observed in historical firm operations.⁶

6 An alternative approach to capturing the production process is an Agent Based Model (ABM), which is a class of computational model that has been used to characterize transport and supply chains and other sequences of input-output relationships, including in manufacturing (Madureira and Santos, 2005; Holmgren *et al.*, 2012). The nature of the data captured for this study does not include the necessary statistical or scheduling information (e.g. shipping schedule) to model dynamics within the plant using an ABM. An advantage of the PBCM is that model's assumptions about production relationships are embedded statically rather than stochastically, making it easier to follow how input parameters propagate through the model and, in turn, to develop mechanisms for how changes in inputs or model structure (e.g.

A PBCM unpacks the aggregate production function of a single product into individual process steps by mapping the product design (e.g. geometry) and process design (e.g. level of automation) decisions to actual technical parameters in each process step (e.g. cycle time, labor usage, equipment type, yields) and relationships among process steps (described in detail in [Supplementary Appendix S1](#)). Our empirical values for model parameters allow us to implicitly represent the optimized production possibility frontier (e.g. resolving bottlenecks, minimizing worker downtime, etc.) conditional on technology choices, within the PBCM. These parameters come from product design, process, and factor input information collected from firms, such as the number of workers per machine. Each value represents locally efficient choices by the firm with respect to a production function given by a specific process and product technology.

The process model takes as inputs the sequence of process steps (the “process recipe”) needed to produce the specified product design, and the choice of possible equipment alternatives required to complete each step. The production of a final good can be thought of as a set of steps $\Phi = \{1, \dots, n\} \subset \mathbb{N}$. Process steps may be thought of as collections of tasks that are performed with or on common equipment, toward a common intermediate output, by labor of the same type, without any intervening tasks that deviate from these three criteria.

We label product technology, $r \in \mathbb{N}$: for each r , there is a set of steps Φ_r to achieve the final product. Each step s has a set $P_{s,r} \subset \Phi_r$ of steps that precede it (i.e. which must be completed before step s can be completed),⁷ giving the total production process a “recipe” consisting of a set of steps Φ_r and a corresponding collection of preceding steps $P(r) = \{P_{s,r}\}_{s=1}^n$. Product technology affects the set of steps and the sequence (i.e. the precedents of steps) required to achieve the final product.

Product technology also determines which *process technologies*, given by $T_{s,r} \subset \mathbb{N}$ are available to perform each step (hence $T_{s,r}$ corresponds to step s and product technology r). Each step is performed using a technology labeled by $t_{s,r} \in T_{s,r}$.

PBCMs take labor, capital, and material as inputs to production. Each step s has its own Leontief relationship, determined by process technology t_s , to generate output q_s :

$$q_s = q(K_s, L_s, M_s, t_s, P_{s,r}) = \min \left\{ f_{s,t_s,r}(K_s), g_{s,t_s,r}(L_s), h_{s,t_s,r}(M_s), \{ \sigma_{s,j,t_s,r}(q_j) | j \in P_{s,r} \} \right\} \quad (1)$$

where $f_{s,t_s,r}(K_s)$ is a function of the capital inputs K_s to step s , $g_{s,t_s,r}(L_s)$ a function of the labor input(s) L_s and $h_{s,t_s,r}(M_s)$ a function of the material input(s) M_s to step s . Each input term is possibly a vector of heterogeneous inputs (e.g. different types of machine under capital). $\sigma_{s,j,t_s,r}(q_j)$ is a function relating the output of other steps j as inputs of step s , provided that these steps precede s .

The Leontief functional form is used in PBCMs in many industrial contexts ([Fuchs et al., 2008, 2011a,b](#); [Ciez and Whitacre, 2017](#); [Laureijs et al., 2019](#)). Firms face a series of technologically feasible procedures with restrictions on the ratios of inputs to achieve a desired outcome. These restrictions do not prevent factor substitutability, however; aggregation across technologically heterogeneous production plants generates factor substitution ([Houthakker, 1955](#)), and the choice of process technology by firms can change the optimal ratio of factors, providing factor substitutability through technology. In addition to being common in PBCMs, our interviews with plant managers and engineers highlighted both fixed input ratios to production under given technological parameters and the possible motivation of changing technology to alter these ratios of inputs (i.e. to perform factor substitution across technology choice).⁸

technological changes to process flow) generate to outputs such as skill demand. Moreover, the PBCM allows us to characterize the efficient production possibility frontier for different technologies, whereas an ABM does not necessarily guarantee this outcome.

- 7 This set may be empty in the scope of the model, including but not limited to the first step in a process. Steps may precede s directly, in the sense of s requiring an input produced in step i , or indirectly in terms of step s requiring a direct input from a step that itself depends on the preceding steps.
- 8 This construction also aligns with the recipe view of technology in the capability-based theory of the firm ([Dosi and Nelson, 2010](#)), in which it is not necessarily possible for a firm to tradeoff between any two inputs (e.g. butter and eggs in making a cake) without changing the final product or at least following a different recipe ([Dosi and Grazzi, 2006](#)). Indeed, changing the recipe to allow a different ratio of inputs would amount in our model to changing the production technology, and some factor ratios are simply (currently) infeasible in the domain of available production technologies.

We use the “final step” of production to capture the production function of the entire process. By construction, a production process has one and only “final step,” n , such that for $i \in P_{n,r}$, $\forall i \in \Phi_r$, $i \neq n$ and (indicating an exclusive final step) $\nexists j \neq n$ s.t. $i \in P_{j,r}$, $\forall i \in \Phi_r$. Thus, the production structure given by $P_{n,r}$ builds in all preceding steps. The inputs from prior steps into a step can also be incorporated. For a final product output volume of y units, the production function embedded in a PBCM is analogous to the output of the final step⁹:

$$y = q_n \quad (2)$$

Based on this relationship, one output of the PBCM is the minimum operator labor required per process step to satisfy a given production volume for given technological parameters:

$$q_s(q_x) = \sum_{x|s \in P_x(r)} \sigma_{s,j,t_{s,r}}^{-1}(q_x) \quad (3)$$

$$L_s^{\min}(q_n, r, t_i | i \in \Phi_r) = g_{s,t_{s,r}}^{-1}(q_s(q_n)) \quad (4)$$

where $\sigma_{s,j,t_{s,r}}^{-1}$ is the output of step s encoded as material inputs to satisfy q_x .

From process inputs per step, we map the inputs required to meet operations at scale.¹⁰ Given input prices, the PBCM can then map from operations at scale to production cost (for a deeper engineering characterization of our PBCM, including cost functions, see [Supplementary Appendix S1](#)).

We now incorporate skill requirements for each step into our model. There are multiple skill types, indexed by $\nu \in \mathbb{N}$ (e.g. dexterity). A step with product technology r and using process technology $t_{s,r}$ has skill requirements for each skill type: $D_s(r, t_{s,r}) = \{d_s^1(r, t_{s,r}), \dots, d_s^\nu(r, t_{s,r})\}$, where $d_s^\nu(r, t_{s,r})$ indicates the level of skill required $d \in \mathbb{N}$ for skill type ν .¹¹

Workers are indexed by their skill level across each skill type: a worker type indexed by $j \in \mathbb{N}$ has a unique set of skill levels across skill types given by $A_j = \{a_j^1, \dots, a_j^\nu\}$, where a_j^ν is the level of skill of worker type j in skill type ν . Note that $a_j^\nu > a_i^\nu$ implies that worker j is more skilled on that dimension than worker i .

Labor inputs to step s , previously given as L_s , now also include the subscript j for a complete notation of $L_{s,j}$, indicating which type of worker is used in the step. The labor term in the production function now takes the expanded formulation:

$$e_{s,t_{s,r}}(L_{s,j}) = g_{s,t_{s,r}}(L_{s,j}) \theta_{s,t_{s,r}}(A_j).$$

This formulation builds in the skill requirements of the step and the output effect of the labor type used failing to meet skill requirements. If the worker has a lower skill level on any dimension than the skill requirements of step s , then the output of the step will always be 0:

$$\theta_{s,t_{s,r}}(A(L_{s,j})) := \begin{cases} 1 & \text{if } \nexists i \text{ s.t. } a_j^i \in A_j < a_s^i \in D_s(r, t_{s,r}) \\ 0 & \text{if } \exists i \text{ s.t. } a_j^i \in A_j < a_s^i \in D_s(r, t_{s,r}) \end{cases}.$$

Thus, the production function building in worker skill now takes the form:

$$q_s^{\text{skill}} = \min \left\{ f_{s,t_{s,r}}(K_s), e_{s,t_{s,r}}(L_{s,j}), h_{s,t_{s,r}}(M_s), \{ \sigma_{s,j,t_{s,r}}(q_j) | j \in P_{s,r} \} \right\}. \quad (5)$$

9 Equation (2) is analytically equivalent to

$$y = \min \{ f_{s,t_{s,r}}(K_s), g_{s,t_{s,r}}(L_s), h_{s,t_{s,r}}(M_s), \{ \sigma_{s,j,t_{s,r}}(q_j) | j \in P_{s,r} \} \}^n$$

where the production process consists of process steps indexed 1 to n and final output is simplified from the minimum of the output q_i of each process step. The choice of product technology, by changing the steps and relations among steps in a production process represents a form of factor substitution in addition to the previously mentioned substitutability by production technology.

10 The firms that we studied did not exhibit scale diseconomies or operate at volumes or under conditions suggesting scale diseconomies, and so we exclude any such relations from our model.

11 In our empirical context, our skill level data take values in the set $\{1, \dots, 7\}$ for each skill type.

We assume wages are strictly increasing in labor skill level for any skill type without any additional output from higher labor skill, so that firms will choose labor inputs j in step s so that $A_j = D_s(r, t_{s,r})$.

We use our PBCM to estimate the quantity of labor demanded (i.e. changes in a_s^m leading to different required inputs for operations at scale) at differing levels of rated skill difficulty. We use the sum of labor required across process steps with a given skill level (1–5) and type to estimate the total quantity of labor required at that skill level. This information is used to generate quantitative (i.e. production process level) estimates of the direction(s) and magnitude of technological change effects on relative demand for different labor skills.¹²

4.2. Research design

Using a PBCM allows us to use well-documented, empirically founded structural rules (Supplementary Appendix S1) to strip out possible covariation in automation and consolidation (or indeed firm heterogeneity) and recover causal, process step-level mechanisms relating each technological change to skill demand. To provide the necessary variation for our analysis, our sample covers positions across the industry technological domain, including firms at the technological frontier of the industry in terms of the level and timing of consolidation and automation, as well as firms with relatively low levels of automation and/or consolidation. The five firm product designs included in our study account for between 42% and 44% of the total annual output on the global market (see Table 2). Using this coverage of the industry, we construct four scenarios (A, B1, B2, and C) to separate the implications of automation and consolidation on skill demand.¹³

The separation of automation and consolidation in our research design across four scenarios is illustrated in Table 3: it shows the positioning of each scenario in terms of its level of consolidation and automation. Note that scenarios B1 and B2 have the same level of consolidation but differ in their level of automation. Our research design consists of comparing skill demand generated across these four scenarios: changing consolidation changes the process flow, while changing automation changes which inputs are used in each step (e.g. a machine vs. a human).

The production sequences that make up each scenario in our research design are drawn directly from firm production flows: that is, a step (e.g. die-attach) occurs in the same order as in a real process, but our scenario analysis may rely on multiple feasible ways to perform that step based on our real-world observations.¹⁴ For each scenario, we create a baseline production function, and then multiple reconfigurations of the production functions based on observed inter-firm variation in inputs,¹⁵ in order to generate cost best case and worst case (i.e. minimizing and maximizing given the per-step inputs available across firms) and labor minimizing and maximizing configurations (see Supplementary Appendix S1.2).¹⁶ To control for consolidation across our counterfactuals, we use consistent process flows (i.e. the same steps in the same order) but allow the level of automation of the steps to vary. Conversely, to control for automation, we generate counterfactuals with different process flows (i.e. to produce different designs) but with consistent levels of automation for all steps following Frohm *et al.*'s (2008) taxonomy of level of automation.¹⁷

- 12 We also use our model to capture changes in relative demand to show changes in labor demand per unit output. That is, for constant volume, we show that the number of workers would decrease (or increase) given a technological change, and more precisely how the number of workers will change by skill level. However, our analysis does not include any prediction on changes in volume: thus, because technology change might also lead to a change in volume, we cannot predict whether the total number of employees in an industry will change.
- 13 Automation and consolidation were chosen because they were identified as significant sources of technological heterogeneity across firms based on our line observations and interviews with industry leaders. Other types of technologies, such as digitization or process standardization had little or no variation in our industry sample. For example, technologies supporting digitization and interconnection, logistics software, shop-floor statistical data collection and part-tracking capabilities had already been uniformly adopted in the firms that we studied.
- 14 Fabrication is already highly automated across the industry (NAS, 2013) and therefore does not vary across our automation scenarios.
- 15 A firm may have the most efficient overall production of a design compared with other firms without having the most efficient configuration for each step required for producing that design.
- 16 The development and implementation of an estimation process for interfirm variation in production cost and labor demand represents a methodological innovation of this paper over prior engineering process models.
- 17 Our sorting of tasks by level of automation is robust to the use of a widely cited taxonomy of level of automation other than Frohm *et al.* (2008) and Kaber and Endsley (1997; see Appendix 2.2).

Table 2. Normalized annual production volume and share of industry production by product design^a

Product designs	Industry share (high estimate)	Industry share (low estimate)
Design 1	9%	9%
Design 2	16%	15%
Design 3	8%	7%
Design 4	4%	4%
Design 5	8%	7%
Total	44%	42%

^aLow share estimates are based on upper bound estimates of industry production (Mounier and Malinge, 2016) and lower bound estimates of firm production volume. High share estimates are based on lower bound estimates of industry production and upper bound estimates of firm production volume.

Table 3. Research design: consolidation without automation and automation without consolidation

	Low consolidation	Medium consolidation	High consolidation
Low automation	Scenario A	Scenario B1	
High automation		Scenario B2	Scenario C

We validate our model and scenarios by comparing our aggregate required input estimates to produce each firm's device against in-house aggregate input quantity and cost estimates (see [Supplementary Appendix S2.3](#)).

[Figure 2](#) shows a diagrams of the three levels of consolidation represented in our scenarios and indicates for each level of consolidation which components are consolidated; components consolidated with each other are fabricated as a single component with no assembly required.¹⁸ In the low consolidation case, each function of the device is performed by a different component, which must be fabricated individually and assembled into the whole. In medium consolidation, some functions are consolidated into a single component, requiring more complex fabrication but less assembly. The move from low to medium consolidation also involves collapsing some parallel production tasks into a single sequence. In high consolidation, further functions are consolidated into a single component, further reducing assembly.

Our model specification and data allow us to identify technological parameters using only a subset of the equilibrium conditions: firm-level feasibility and firm-level optimality.¹⁹ We address two threats to econometric identification in [Supplementary Appendix S2.6](#): (i) changes in labor demand may be driven by firm characteristics as well as technological change and (ii) technological change is not geographically uniform. In brief, we address (i) by varying process steps used in our scenarios across multiple firms with distinct organizational characteristics and we are unconcerned by (ii) because we find that changes in skill demand with technology are consistent across the multiple countries in our sample.

5. Data collection and model inputs

We collect data on the required experience, education, training time, and skill levels of physical and cognitive skills to complete the tasks associated with every single process step (see [Table 4](#)). Our sample comprises four firms in total. These firms have operations across North America, Europe, Japan, China and Southeast Asia and include two of the broader industry's largest companies by revenue as well as by volume.

- 18 Our firm domain includes the production of two designs that match our low consolidation case and three that match our medium consolidation case. There are no designs currently on the market that match our high consolidation case: we use process flows from [Fuchs *et al.* \(2011a,b\)](#) for the high consolidation design and update their structure and inputs (including novel skills data) with data from across our sample firms (see [Appendix 4](#)).
- 19 The identification relies on our (empirically grounded) assumption that for each step of production the underlying relationship between factor inputs is Leontief so that for all factor prices, firm optimality implies a fixed ratio of inputs.

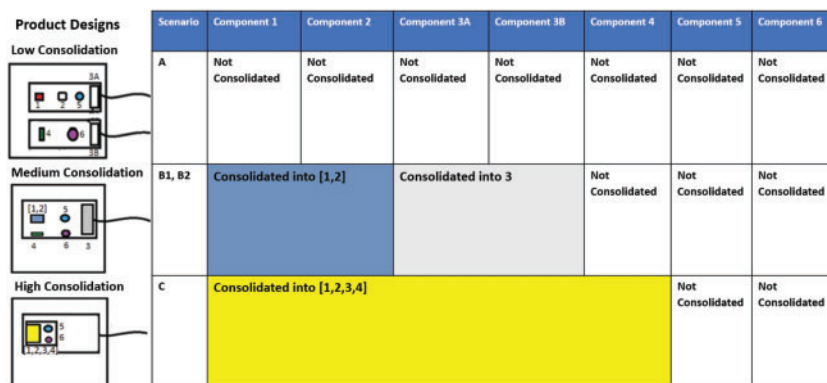


Figure 2. Optoelectronic products and components by level of consolidation.

Table 4. Labor-related PBCM inputs collected

Input name	Range/typical values
Training and experience	
Years of education, experience	Education: operator 8–12 years, technician 14 years, engineer 16–18 years; experience: 0–2 years
Training time	3–30 days training
Annual turnover rate	10–33%
Skill requirements	
Operations and control	
Controlling operations of equipment or systems	2 = Adjust copy machine settings 4 = Adjust speed of assembly line based on product 6 = Control aircraft approach and landing at large airport
Operations monitoring	
Watching gauges, dials, or other indicators to make sure a machine is working properly (collected but not reported in results due to close correlation with Operations and Control)	2 = Monitor completion times while running a computer program 4 = monitor machine functions on an automated production line 6 = monitor and integrate control feedback in a petrochemical processing facility to maintain production flow
Near vision	
The ability to see details at close range (within a few feet of the observer)	2 = Read dials on car dashboard 5 = Read fine print 6 = Detect minor defects in a diamond
Dexterity	
The ability to make precisely coordinated movements of the fingers of one or both hands to grasp, manipulate, or assemble very small objects	2 = Put coins in a parking meter 4 = Attach small knobs to stereo equipment on assembly line 6 = Put together the inner workings of a small wristwatch

Of the six empirical process flows and attendant step-level parameters in our dataset, five were freshly collected from our four sample firms and populated for this article, and the sixth process flow (taken from the data used in Fuchs, 2011) was reverse-populated with novel skills data. Empirically, the process flows for the devices are from firm settings that dedicate one single line to produce the device.

We contacted 12 firms and collected novel, extensive process data from four firms on five different processes. PBCMs used in the literature (e.g. Johnson and Kirchain, 2009; Fuchs et al., 2011a,b) require collecting data on more than 20 inputs for each step of the production process. We scope our analysis to focus on the production line in each firm associated

with the case optoelectronic device, and the immediate inputs associated therewith. For each of 481 process steps, we collected standard operational inputs to a PBCM, such as yield rate²⁰, cycle time²¹, and wages²² (see [Supplementary Appendix S2.2](#)). We collected mean values as well as weekly maximum and minimum values for these inputs.²³

We measure skill requirement levels using the Department of Labor's "Occupational Information Network" (O*NET) survey instrument, which rates skills using a 1-7 scale. The scale includes example anchors, shown to result in reliable and consistent ratings.²⁴ For example, a dexterity level of 2 indicates the task requires a similar difficulty of dexterity as placing coins in a parking meter, while a dexterity level of 6 indicates a similar level of difficulty as assembling the inner workings of a wristwatch. We chose to collect data on operations and control, near vision, and dexterity based on our initial observations and interviews²⁵ (O*NET). Although we employ a 1-7 scale based on the O*NET survey, no tasks in our study exceeded a difficulty rating of 5. This is unsurprising, as ratings of 6 or 7 reflect very high skill requirements (e.g. air traffic control).²⁶

In addition to our process inputs and skill data for each of our 481 process steps, we have even more detailed worker task descriptions for 78 of our assembly process steps.²⁷ For these process steps, we collect the level of automation for every task that makes up the step (e.g. within the same process step, an adhesive application task may be automated but a part inspection task may be manual).

6. Empirical results

6.1 Cost Curves and coexistence of competing technologies

As can be seen in [Figure 3](#), we find that a low-cost leader does not currently exist across different levels of consolidation and automation in the optoelectronics industry: the range of possible costs of production for optoelectronics

- 20 Defined in our model as the number of pieces passing through a process step for processing at the next step.
- 21 Defined in our model as the time to process a full batch (including any rejected parts) through a process step. Batch size is a per-step characteristic, often dependent on equipment type.
- 22 Wages do not include the cost of employee benefits (e.g. health insurance). An estimated increase of 20% in the cost of labor to approximate these costs did not significantly alter results.
- 23 We do not collect overhead and indirect labor costs: There is wide variation in the range of other products produced by the firms, and thus, significant variation in indirect inputs and overhead across firms derived from other products than the device of interest. We also do not collect data on energy usage, as prior data suggest that energy costs are negligible ([Fuchs *et al.*, 2011a,b](#)).
- 24 The O*NET taxonomy was devised for use by the US Bureau of Labor Statistics based on taxonomic methods common in the literature (c.f.e. [Meehl and Golden, 1982](#); [Carroll, 1993](#)) and reflects a continuation of interest and capability typologies used in past skill tests ([Dvorak, 1947](#)) and occupational databases (e.g. [Dictionary of Occupational Titles \[DOT\]](#)). The O*NET content model and survey instrument draws on an extensive literature for measuring and categorizing skills ([Peterson *et al.*, 2001](#)) and abilities ([Dvorak, 1947](#); [Meehl and Golden, 1982](#); [Carroll, 1993](#); [Geisinger *et al.*, 2007](#)); taxonomies of ability have been used in labor and psychology contexts to characterize individuals ([Fleishman and Reilly, 1992](#)), and a literature has emerged specifically around developing taxonomies of ability, skill and tasks for O*NET and similar databases ([Borman *et al.*, 1999](#)). Hence, the categorization of skill and ability and the calibration of skill or ability descriptions (e.g. level of precision) are well supported by examples and methods from past literature.
- 25 Within the O*NET survey instrument, finger dexterity and near vision are physical abilities, while operations and control is a cognitive skill: "an ability is an enduring talent that can help a person do a job" and a "skill is the ability to perform a task well." With reference to minimum capabilities and in connection to the task literature, however, we refer to all three dimensions as "skill requirements."
- 26 The existing O*NET database does not include the industry or establishment level detail to assess technological mechanisms at the process step level. Past studies in SBTC have used O*NET's predecessor, the DOT to measure changing job task and occupational requirements ([Autor *et al.*, 2003](#); [Lewis and Mahony, 2006](#)) and employment polarization ([Goos *et al.*, 2009](#)), but these studies use skill ratings for highly aggregated job descriptions (e.g. a machine operator) without capturing detailed skill heterogeneity at the level of specific production tasks (e.g. running an automated wire bond machine).
- 27 These detailed task descriptions are drawn from the assembly processes of low as well as medium consolidation designs with process steps corresponding to both low and high automation in our scenario design.

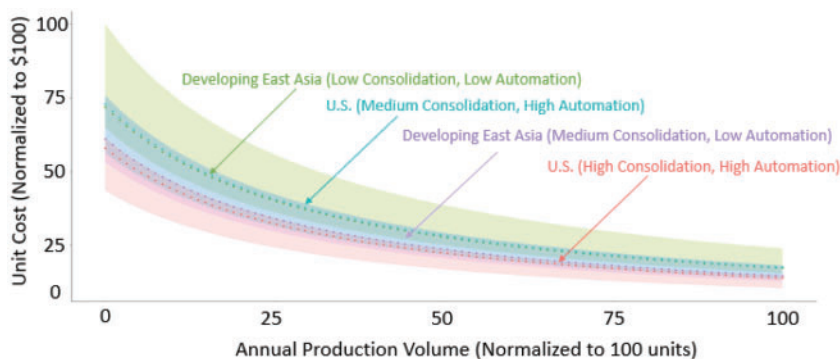


Figure 3. Unit costs by annual production volume, level of automation and consolidation.

firms are overlapping in any of the technological regimes that make up the dominant share of the industry by volume or revenue. This result holds strongly as annual production volumes increase, suggesting that even as firm or industry size grows, a dominant regime still does not necessarily emerge. All cost configurations correspond to fabrication sited in the USA, assembly sited in Developing East Asia for low automation scenarios and assembly sited in the United States for high automation scenario, though even in the same geographic context it may be possible for technological regimes to coexist, depending on firm capabilities. The dotted lines in the figure reflect our baseline configurations while the bands represent the best and worst case configuration of each technology scenario (with normalized axes to protect firm confidentiality): these show how different capabilities and strategies could map to cost.²⁸

As can be seen in [Supplementary Appendix S3.5](#), the production cost implications from automation and consolidation differ with geographical context. Underlying our findings is a greater diffusion of some forms of consolidation (specifically, medium consolidation) worldwide than of automation. Lower wages in the developing world reduce the production cost savings from automation. In the developed world, automation has the greatest comparative value (vs. the developing world) in labor-intensive steps like assembly. As consolidation increases fabrication and reduces assembly steps, the production cost savings are greater in the developed world due to more expensive labor. However, at the lower edge of the cost distributions (i.e. the possible technical frontier), the returns to consolidation are more equal between developed and developing country firm locations. Consequently, consolidation offers savings across geographic context, which can encourage wider diffusion.

Consistently across geographic contexts, however, automation permits more incremental capital investment than consolidation: where a single production step may be automated independently of the others (as indicated by the diversity of automation in our data), consolidation requires changes across multiple production steps from fabrication to design, meaning that capital outlays must be made simultaneously.

6.2 Process step and task-level implications of automation and consolidation

In this section, we show how the type and number of production steps changes with technology, and how technological change affects labor demand for specific types of steps and tasks. We find that *different* technologies have *different* task-biases. We find that consolidation converges skill demands—increasing relative demand for medium skill levels—whereas automation polarizes skill demand—decreasing relative demand for medium skills. Additionally, both automation and consolidation affect different task categories at different rates.

The error bars in the following figures reflect labor minimizing and maximizing configurations using per-step differences across firms. The figures that characterize labor demand are calculated at the median of the annual

²⁸ The values are normalized such that the highest empirical cost is set equal to \$100 and all other costs are adjusted proportionally, and the highest production volume in the range presented is set to 100 units with all other volumes adjusted proportionally.

production volumes described by our industry participants.²⁹ At this volume, the production lines in our scenarios mostly have fully utilized equipment, with a few exceptions particularly in the most highly automated scenarios.

Figure 4 shows that the number of fabrication and testing steps increases with more consolidation, whereas the number of assembly steps decreases. These results are intuitive because under consolidation, components which were previously sub-assembled are fabricated jointly, thereby shifting tasks between these two categories of production. The increase in fabrication testing steps from medium to high consolidation may reflect process engineers expecting early challenges with process variability or quality for the high consolidation design, which is not yet produced commercially.

Figure 5 shows the number of operators required by process category within the model facility to meet the median of the annual production volumes of the facilities included in our data. Unpacking Figure 5 helps highlight the importance of the detailed manufacturing model. As can be seen in the figure, the number of operators in sub-assembly, final assembly, and testing decreases with consolidation.³⁰ Although additional testing steps are required for high consolidation (as seen in Figure 4), labor is shared across testing steps and fabrication testing is sufficiently labor-efficient such that there is no significant increase in the net quantity of test operators.

Our findings above clearly show that automation and consolidation differentially affect the number of and labor demand for different categories of production step. We now examine in more detail the breakdown of production steps into categories of tasks. We discuss in turn which of these tasks are disproportionately affected by automation, and then those that are disproportionately affected by consolidation.

Variation in the level of automation occurs most in assembly process steps, partly because fabrication is already highly automated (that is, fabrication was perhaps *more* susceptible to automation than assembly). Automation in assembly disproportionately affects certain testing and geometrically simpler assembly steps: picking up and placing components has been widely automated in different segments of our sample (though still performed manually at some firms), while the more challenging angle of attack, grip and force management of fiber attach have not been as readily automated.

We find that different task categories, as with process categories (such as assembly), are automated at different rates: we describe apparent biases in which tasks within process steps are automated in [Supplementary Appendix S7](#).³¹

6.3 Heterogeneous skill demand shifts with different technological changes

We find that *different technologies have different skill demand effects*. Automation polarizes relative demand away from medium skill and toward low and high skill labor, while consolidation converges demand toward the middle of the skill distribution. Figure 6 shows how operations and control skill demand changes with automation and consolidation. ([Supplementary Appendix S3.1](#) shows the same for near vision and for dexterity). Automation drives an upward shift in operations and control skill requirements, with fewer operators at levels 1 through 3 and more at levels 4 and 5, and operators reduced the most at levels 2 and 3. Consolidation from low to medium drives convergence, with fewer operators proportionally and in absolute terms at the highest and lowest levels of skill, and more at the mid-levels (2–4). The shift in the number of operators under further consolidation from medium to high does not exceed the range of interfirm variation.

Figures 7 and 8 show how aggregate measures of technological change can mask the opposing labor outcomes of automation and consolidation. In these figures, the error bars reflect the maximum and minimum differences across scenarios using the labor minimizing and maximizing configurations described in Section 5. For operations and control, aggregate measures suggest a decrease in labor demand across skill levels 2–5 and no change for skill level 1. Once disaggregated, we see that automation decreases labor demand across all skill levels with the greatest losses in the middle (2–4), whereas consolidation increases labor demand across skill levels 2–4, and decreases demand at the extremes. For near vision, aggregate measures suggest a decrease in labor demand at the bottom and top (skill levels

- 29 We find that our results are robust to an increase from the median annual production volume (APV) of our empirical sample to our maximum sample APV (available upon request). Also, note that number of process steps, shown in [Figure 4](#), is independent of APV.
- 30 Automation and consolidation both lead to a net decrease in labor demand per unit output, but as we note in Section 3 our model does not account for how technological changes may affect equilibrium price and output and hence, the absolute number of jobs or optimal geographic sites for production (see [Appendix 3.3](#) for further discussion).
- 31 Although our task data are limited to assembly, the highly automated fabrication at all firms would likely not have provided many examples of manual vs. automated tasks for detailed comparison.

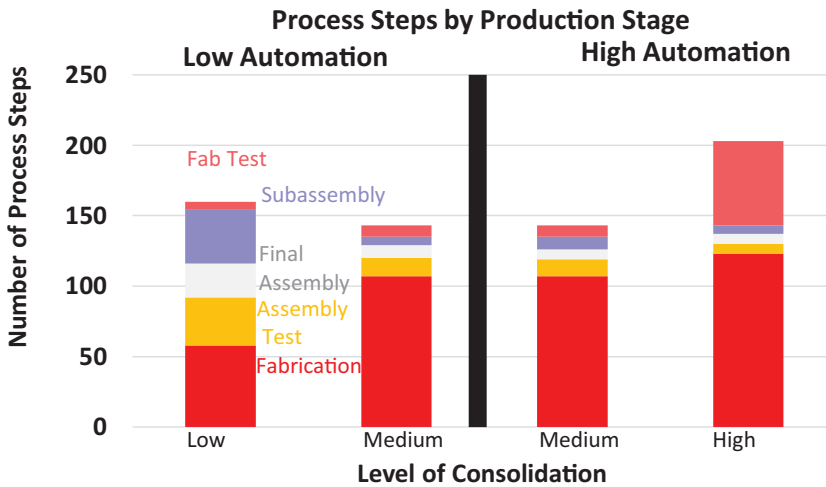


Figure 4. Process breakdowns by consolidation and automation scenario.

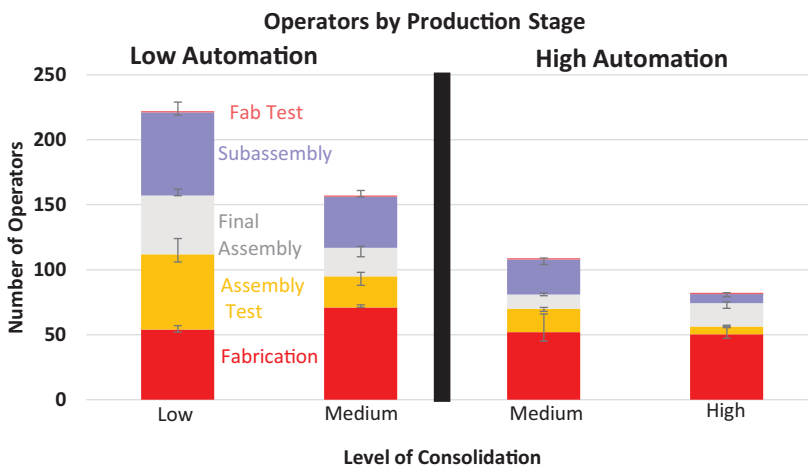


Figure 5. Number of operators required by scenario and production category.

1 and 5), a decrease skill level 2 but an increase at levels 3 and 4. Once disaggregated, we see that automation decreases labor demand in the middle (skill levels 2 and 3), whereas consolidation decreases demand at the bottom and top (skill levels 1 and 5), and increases demand in the middle (skill levels 2 and 3). Other plots of aggregated versus disaggregated outcomes can be seen in [Supplementary Appendix S3.1](#). In almost all the cases we developed, the aggregate measures mask opposing outcomes.

Changes in operator skill requirements may not be independent across skill dimensions. [Figure 9](#) shows the joint distribution of demand for operator skills, represented by the number of operators of given skill levels required in our model facility to meet a desired annual production volume under one of our production scenarios.

We find that consolidation not only converges demand along one skill dimension but shifts demand from high and low skill sets toward medium skill sets. We measure operator skill simultaneously on two dimensions to create a two dimensional skillset requirement: operations and control, and near vision. We find that moving from low to medium consolidation (keeping low automation) shifts skill requirements from extremes (e.g. near vision, and

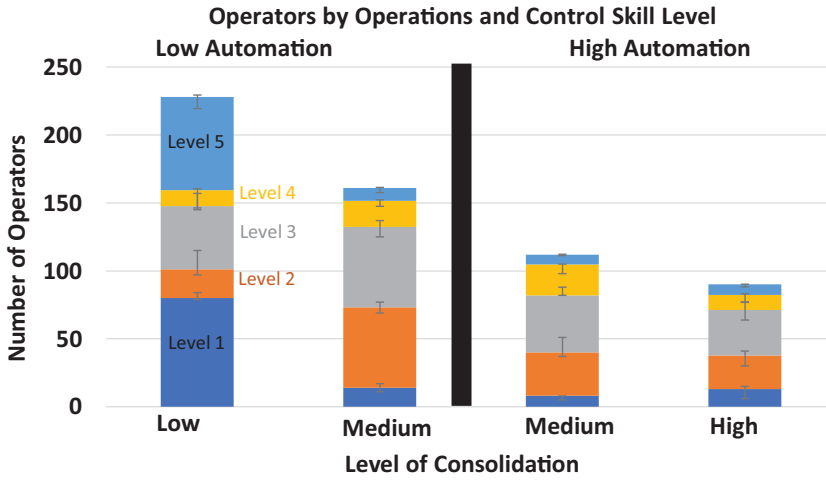


Figure 6. Number of operators by scenario and operations and control requirement.

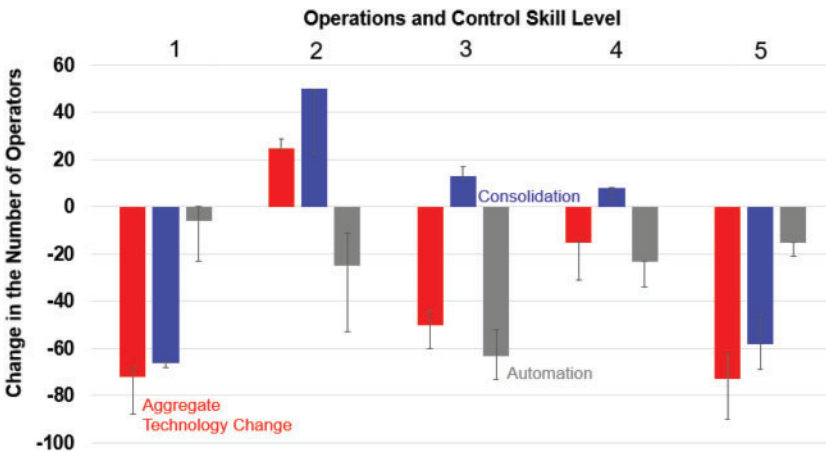


Figure 7. Operations and control skill effects of disaggregated automation and consolidation: shifting from low consolidation, low automation to medium consolidation, high automation.

operations and control ratings both of 1 or both of 5) toward more mid-level skill requirements (e.g. near vision and operations and control ratings of 2 or 3). Other plots of joint skill distributions are shown in [Supplementary Appendix S3](#) and suggest that this convergence holds for other skill pairings and for consolidation from medium to high.

6.4 Aggregating changes in skill demand

We aggregate our detailed O*NET findings to identify common trends and suggest mechanisms behind these trends (see [Figures 10](#) and [11](#)). We first aggregate our detailed O*NET findings on the change in demand for skills (at consistent production volumes) in two ways: first, we group the O*NET skills we collect into one of two broader categories: cognitive or physical. The operations and control skill is the cognitive category; we group dexterity and near vision skills under the physical category. Second, we group the O*NET skill ratings into one of three broader categories: low, medium, and high. Here, we label a skill rating of 1 as “low,” a rating of 2, 3, or 4 as “medium,” and a rating of 5 as high. We then translate our detailed findings on the change in skill demand with technological change into

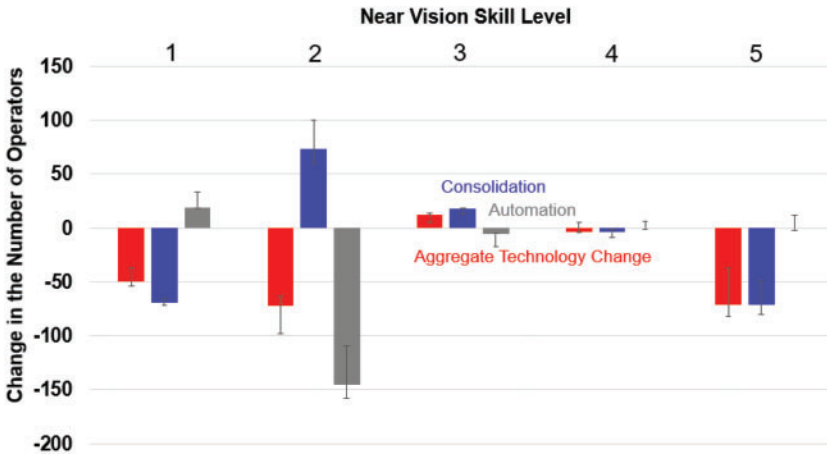


Figure 8. Near vision skill effects of disaggregated automation and consolidation: shifting from low consolidation, low automation to medium consolidation, high automation.

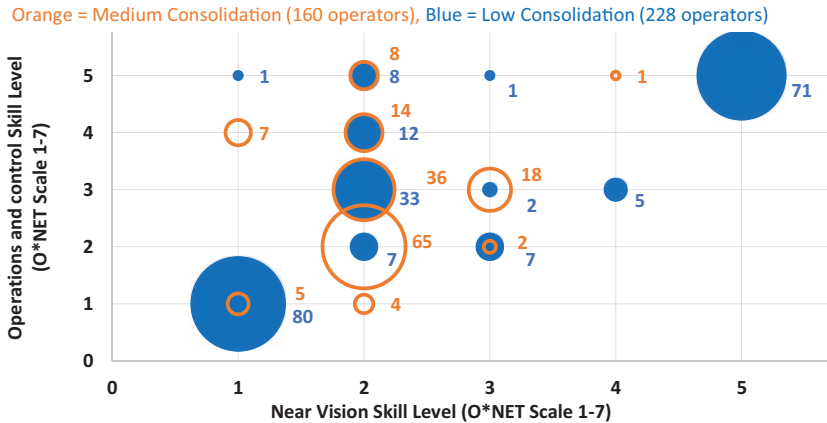


Figure 9. Consolidation from low to medium, under low automation: shifts in the joint distribution of operations and control and near vision skill. For print version (black and white), solid circles refer to low consolidation, empty circles to medium consolidation.

these groupings. Here, demand is the number of operator jobs requiring a given level of skill and, so, change in relative demand with technological change is given by the number of operator jobs by skill level under different technological scenarios.

To obtain the change in demand for low cognitive skill with automation, we calculate the difference in the number of jobs at operations and control skill level 1 between our low automation, medium consolidation and our high automation, medium consolidation scenarios (thus holding consolidation constant while changing automation). To calculate the change in demand for medium cognitive skill with automation, we calculate the difference in the total number of jobs at operations and control skill levels 2, 3, and 4 between our low automation, medium consolidation and our high automation, medium consolidation scenarios. To calculate the change in demand for low physical skill with automation, we add the number of jobs with dexterity skill level 1 or near vision skill level 1, and then calculate the difference in number of jobs between our low automation, medium consolidation and our high automation, medium consolidation scenarios.

For consolidation, since we measure two shifts in consolidation (low-to-medium and medium-to-high), we plot the results for both beside each other. We only suggest a generalizable relationship between consolidation and

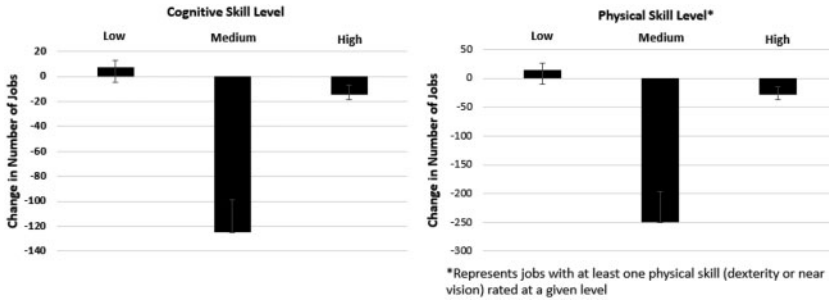


Figure 10. Aggregate change in number of operator jobs by cognitive and physical skill level under automation.

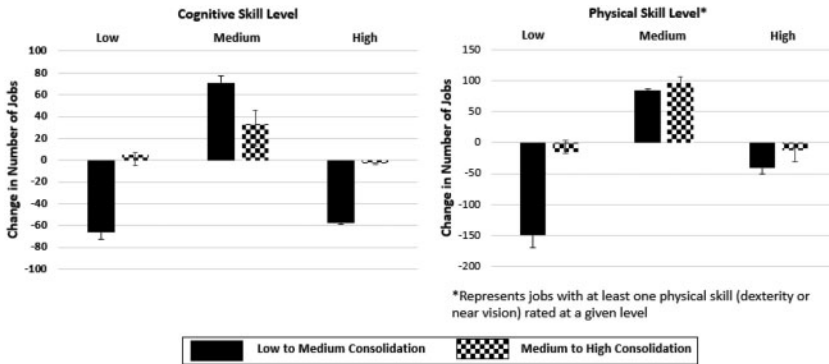


Figure 11. Aggregate change in number of operator jobs by cognitive and physical skill level under consolidation.

physical or cognitive skills if both changes in consolidation shift labor demand in the same direction for a given skill grouping. As with our empirical results in Section 6, the error bars in Figures 10 and 11 reflect the maximum and minimum differences in labor demand between technological scenarios.³²

We find that the number of jobs with high cognitive skill requirements decreases under both low-to-medium and medium-to-high consolidation, while overall medium skill jobs increase. While we find that the total demand for medium physical skill labor increases under low-to-medium and medium-to-high consolidation, some individual skill levels within the medium category show decline or no change.

In the case of automation (Figure 10), we see demand for physical and cognitive skills shifting away from the middle, leading to skill polarization in operator jobs, as in the detailed case described in Section 6. Automation does not change aggregate demand for low level physical or cognitive skills. Jobs with high skill requirements decrease slightly, but far less than the change in medium skill. We find that in contrast to automation, consolidation (Figure 11) converges rather than polarizes overall demand for both the physical and cognitive skills required of operators in the industry.

32 We show the full equations for this analysis in Appendix 1.3 and report intermediate outputs in Appendix 3.2. Note that due to our aggregation of physical skills, a single job may appear in two different physical skill categories: for example, a job lost (gained) requiring low near vision skill and high dexterity skill would count toward changes in both low and high physical skill.

7. Generalizability of empirical findings

7.1. Matching optoelectronic labor demand implications to semiconductors

Similarities between optoelectronics and other subsectors within the semiconductor industry³³ suggest that matching the labor implications of automation and consolidation in optoelectronics to semiconductors more broadly offers a useful possible validation and comparative basis for drawing broader sectoral implications.

We match the different levels of consolidation and automation examined in the optoelectronics context to historic parallels in electronic semiconductors. The design and production of our low automation, low consolidation scenario most closely resembles the state of electronic semiconductor production 30–40 years ago (NBER CES, 2018). We would expect the high automation, high consolidation case to best resemble electronic semiconductor production today or in recent years.

Comparing our technological scenarios to the broader semiconductor sector; however, requires a few important caveats. First, optoelectronics has been able to benefit from the electronic semiconductor industry's historical knowledge. As such optoelectronic semiconductor production is more advanced than electronic semiconductor production of 40 years ago, despite current technological challenges (Cheyre *et al.*, 2015; Yang *et al.*, 2016). Second, the shift toward technologies that reduce labor share in semiconductors may also have accelerated the decline of labor share in optoelectronics, distorting the historical analogy between technology and labor share. Third, our model does not account for possible differences in the level of firm competition between optoelectronics and semiconductors, which could result in different technological strategies between historic semiconductors and the current optoelectronics industry.

Table 5 compares the labor share of production costs across scenarios in our model to the trajectory of the semiconductor industry more broadly. We compare our PBCM outputs to aggregate data from Semiconductor and Related Device Manufacturing (NAICS 334413) industry, as available in the NBER Center for Economic Studies (CES) Manufacturing Industry Database.³⁴

The placement of optoelectronics' labor shares within the overall semiconductor industry are within the bounds of what we might expect given technological change in both industries. These results suggest that technological change and labor outcomes in optoelectronics have followed a trajectory similar to that of electronic semiconductor devices through their technological history. This finding is an important piece of validation for the outputs of the PBCM. Further, the increasing substitution of photonic components for electronic components (NAS, 2013) would suggest that such findings from the optoelectronics subsector will increase in relevance for the wider electronics industry.

7.2 From firm capabilities to skill demand

Our findings on the coexistence of multiple cost-competitive technological regimes in a commoditized market (Section 6.1) confirm that it is possible to disentangle the labor demand effects of automation and parts consolidation in our analysis of the optoelectronic industry. The coexistence of heterogeneous technological regimes is relevant to many other industries and contexts. Piore and Sable (1981, 1984), for instance, highlight the coexistence of flexible manufacturing versus mass production, and both approaches have now coexisted on an international scale for decades (Rungtusanatham and Salvador, 2008, Eckel and Neary, 2009). In their case they propose that society may choose flexible production over mass production, with more fulfilling outcomes for workers (and perhaps consumers as well). Notably, however, while flexible production may offer greater product customization, it does not offer the scale of production output possible with mass production (Womack *et al.*, 2007).

We add the implications for labor and skill demand to the discussion and evidence around coexisting, heterogeneous technology regimes. Specifically, different technologies can be used to produce perfect substitutes with

- 33 The vast majority of equipment used in optoelectronic semiconductors, including nearly all fabrication (e.g. metal oxide vapor deposition, lithography, etching) and much assembly and testing (e.g. pick-and-place, wirebonding, microscopes for visual inspection) have parallels in electronic device production (NAS, 2013).
- 34 Optoelectronic semiconductors are part of the same NAICS category, but with annual optoelectronic production volumes in the millions compared with total semiconductor annual production volumes forecasts above 1 trillion units in 2018 and starker differences historically, electronic semiconductor trends will easily dominate the aggregate data (Khan *et al.*, 2018).

Table 5. PBCM-based labor share of input costs

Scenario	Labor share	Latest matched semiconductor period ^a
Low consolidation low automation	0.442	1986–1987
Medium consolidation low automation	0.308	1991–1992
Medium consolidation high automation	0.232	1999–2001
High consolidation high automation	0.184	2006–2009

^aBased on the latest periods in NBER CES Time Series Data whose labor shares cover the labor share for each optoelectronics scenario in our study.

comparable production costs, but substantially different skill demands. Combined with [Fuchs and Kirchain \(2010\)](#), our work shows that the production cost functions for heterogeneous technologies can overlap for an extended period (at least 10 years in optoelectronics).

In showing that different technologies can be used to produce perfect substitutes with comparable production costs, but substantially different skill profiles, our findings open up the possibility that labor and skill outcomes can be chosen by firms without adversely affecting competitiveness or product outcomes. With comparable production costs under automation or consolidation, differences in the separability of capital investment (piece-meal automation by step or simultaneous consolidation across steps) may be important to such choices by capital-constrained firms. Since certain geographic locations such as the USA and Europe may have a comparative advantage for producing consolidated designs, and because the most advanced consolidated designs may have technological advantages for accessing other new markets in the longer term ([Fuchs and Kirchain, 2010](#), [Yang *et al.*, 2016](#)), policy-makers in the USA and Europe may wish to evaluate the implications of firms' access to capital for technology adoption on national competitiveness and skill demands for their workforce.

8. Theory and discussion: mechanisms for the effect of technological change on tasks and jobs

Our research design and step-level manufacturing data enable us to propose new theory for the relationship between technology change and skill demand. Although the focus of our paper is automation and consolidation, the underlying mechanisms for their different effects on skill demand could be shared by other technological changes. Unpacking the mechanisms driving the different implications for skill demand seen in our study requires defining five terms (see [Table 6](#)).

Our definition of job skill is particularly important to understanding our results and to our theory: any task whose skill requirements are greater than those of other tasks in a step or job increases the skill requirement of the entire job, while any task whose skill requirements are lower than the rest of the job has no effect on skill demand. Hence, the more separable tasks are from each other, the fewer tasks will be bundled into the same jobs and the lower the demand for skill within those jobs.

We begin by identifying technology-specific mechanisms for the effect of each technology on skill demand. We then move to generalize these relationships by explaining the skill demand mechanism in terms of task separability.

We identify two forces that drive the mechanism for the effect of automation on skill demand. The first explains why highly skilled labor may be less affected by automation than middle skill: highly physically and cognitively skilled steps often involve complex part geometries that make them harder to automate than more straightforward medium skill assembly tasks. An industry expert offers a practical example:

Machines are limited in what they can do. Most of the [epoxy] dispensing systems, for example, the needle is perpendicular to the thing you're squeezing epoxy on. In optics, you use the third dimension; a lot happens vertically. . . it's easier to use an operator. There's a lot of factors that have to apply to make it worthwhile to spend the time and money to automate. You're better off using skilled operators.

The second force driving the effect of automation explains why low skilled labor is less affected by automation than middle skill. Many of the requirements of the operator production tasks created by automation are at a lower skill level (e.g. loading and unloading a part, monitoring a machine), while not requiring sufficient volume of activity

Table 6. Theoretical definitions

Concept	Definition	Example
Task ^a	An action that is not divisible into smaller units with a separate performer	Swinging a hammer onto a nail cannot be divided into completing half the arc of the hammer swing and then giving it to another worker
Performer	The entity (human, machine, and animal) which autonomously completes the task	The human swinging the hammer is the performer
Task separability	The feasibility (e.g. cost) of having two tasks assigned to different performers	Consolidation can make it infeasible for tasks to be performed in parallel
Job ^{b,c}	A union of one or more tasks which are performed by a single worker	Loading Machine A, letting it run autonomously to manage Machine B, then returning to unload Machine A
Task skill	The minimum level of skill (along one dimension, e.g. dexterity) for a performer to successfully complete a task to given specifications	Manually attaching a die to a substrate within a certain tolerance and with a success rate of at least 95% requires a Dexterity Skill Level of at least 4
Job skill ^d	The maximum of skill requirements for tasks that make up a job ^e	A job consists of two tasks: A and B. A requires low physical skill and high cognitive skill. B requires high physical skill and low cognitive skill. The job thus requires both high physical and high cognitive skill

^aA process step (as in our empirics) is a continuous sequence of one or more tasks. Our focus in this theory on mapping tasks into jobs is analogous to steps which have a consistent performer (e.g. Loading, monitoring and then unloading a wire-bonding machine).

^bIn our production context, all workers were dedicated to a specific step, such that jobs and steps were identical. However, we break out these two concepts in our definition so that our technology mechanisms can generalize beyond a specific organizational model in optoelectronics.

^cOur definition is similar to [Autor et al. \(2003\)](#) and [Brynjolfsson et al. \(2018a,b\)](#), though we are able to directly analyze the production elements of a job in developing our mechanisms.

^dThe same definition holds for the skill demand of a process step (i.e. the upper envelope of task skill requirements): in our context, steps and jobs are the same, but they are important to separate in cases where workers are responsible for disconnected tasks (hence, multiple production steps).

^eThe skills required for a job are determined not by the job profile (e.g. “machine operator”) but by the actions associated with each task making up a job (e.g. “load and unload the machine” and “monitor for process defects”) and the particular skill requirements to perform each action in that context (e.g. monitoring one machine may require greater skill than another). For instance, essential tasks (such as unloading a machine) may require lower skill compared with tasks that are important but not strictly required (such as monitoring a machine at every instant).

to justify a dedicated machine. Such work offers less scope for operator intervention (and thus, all else equal, demands less skill) than manual tasks.³⁵

The next step is to relate the two forces above to task separability. Automation represents a case of technology change which consists of substituting new performers for existing ones. We propose that the separability of tasks influences the likelihood of existing performers to be substituted by new performers. If tasks are highly inseparable, they tend to be grouped into jobs with correspondingly high skill requirements. Any technology that offers substitutes for existing performers needs to outperform incumbent performers on more dimensions the less separable tasks are. Conversely, if tasks are highly separable, it is easier to break them into pieces that are best suited to the capabilities of new performers. Thus, collections of tasks with high skill requirements see less substitution than lower skill, and affected jobs are likely to have their tasks separated from each other into yet lower skilled activities.

In the case of automation, jobs whose tasks are separable can more easily be broken into operations for machines to perform. For example, fiber attachment in our context requires multiple simultaneous alignments and applications

- 35 Though some machine operation is highly skilled, multiple industry experts explained that the role of a machine operator is often performing the rote (low physical and cognitive skill) motions of setting up and transferring parts: “The first thing you do is learn how to simply change out reels of parts that run out. The next is to set up a new job. . . The machines are pretty automatic, and what you do is train them [operators] how to set up the machine.”

of force by a manual worker: these cannot be readily separated, and the job as a whole becomes difficult to automate. Because jobs with more tasks tend to be more difficult, separability-bias in automation leads to skill-bias by preserving higher skill activities. Meanwhile, automation of jobs with highly separable tasks generates new low-skilled jobs: activities such as transferring parts between workstations are examples of tasks with low-skill requirements which can be broken out from automated steps and assigned to workers. Automation thus interacts with task separability to generate skill demand polarization.

Current theory proposes that the task composition of jobs can determine their degree of automatability (Brynjolfsson *et al.*, 2018b), and that automation most affects routine tasks (Autor *et al.*, 2008). However, the existing theory does not use task composition to explain multidirectional skill demand effects from automation. As we show, routine tasks—such as part orientations in assembly—can remain manual, showing that routineness is insufficient to understand the automatability of jobs.

We identify three additional forces to understand the implications of consolidation for skill demand, one putting downward demand pressure on high skill demand, and two reducing low skill demand relative to middle skill.

The first force, task elimination, accounts for a downward pressure on high skill demand. In our case, more parts are consolidated into a single unit, and a disproportionate share of assembly steps (and associated testing) is eliminated. Demand for the highest level skills is often reduced because these higher-level skills (such as complex part orientation) are predominantly required in operator assembly tasks, which are eliminated with consolidation. With fewer components, there are fewer opportunities for testing, which also require higher cognitive skill. Though the specific mapping of tasks to process categories (assembly, testing) may be industry-specific, the most cost-effective tasks to eliminate are (all else equal) those with the greatest skill demand, suggesting that adoption of consolidation could be more likely when this downward pressure on skill demand is realized.

Task combination and increased cost of failure, our second and third forces, put downward pressure against the demand for low skill. Tasks throughout the production process are merged into the same step during consolidation, increasing the number of tasks per step: steps take on the highest requirements of their component tasks, thus driving up overall skill requirements. For example, in fabrication, certain deposition steps become longer and more complex in order to produce components with multiple functions. The cost of failure increases because consolidated parts mean that production failure with one part can now damage other parts as well. One of the experts we interviewed offered an instructive quote:

You've got to understand that quality is what this is all about. If you make a mistake it's quite expensive.

The next step is to relate the three above forces to task separability. Consolidation represents a case of technology change that changes task separability, and thus, skill demand in jobs. If a technology reduces the separability of tasks, all else equal, jobs will consist of more tasks. Since the skill requirement of a job is the maximum of the skill requirements of its constituent tasks, such technologies will increase the demand for skill. That said, there may be a greater shift from low to medium skill demand than from medium to high, because any given task being added to a high-skill job is less likely to exceed the current skill content of the job than if the job is low-skilled. If so, and in combination with the elimination of some tasks by consolidation (e.g. bundles of assembly tasks no longer necessary), both low and high skill jobs can be lost while the greatest shift in demand is toward the middle.

Change in the cumulative value of tasks due to consolidation also follows from the change in task separability. When tasks are inseparable, so are their outputs, such that failure in one task may compromise the work done in other tasks. Moreover, the cumulative value of a bundle of tasks increases with more tasks. The result is a shift toward higher skill demand, especially for previously low-skilled work, to reduce costly failures.

The existing literature has not connected technology change to skill demand through shifts in task separability as in our theory.³⁶ Although the technology-specific forces we describe can apply in other contexts (especially semiconductors but also other industries), we expect the relationships between changes in task separability and skill demand outcomes to be the most general of our findings, as these do not rely on any particular mapping between skill and specific tasks.

36 Baldwin and Venables (2013) suggest that reducing the divisibility of processes (task separability) would increase the cost of division of labor. They show that reducing frictions (costs) in the division of labor can increase polarization of factor intensity across nations (or firms): this result parallels our findings on skill demand outcomes.

9. Conclusions

This article fills a gap in the skill-biased technology change literature around the direct measurement of technological change and the mapping of technological change to skill demand through the characteristics of production.

We demonstrate the benefits of directly mapping the effect of technological changes on skill demand using an engineering process model. We collect unprecedented data on the skill, training, education, and experience requirements of every step in a manufacturing process. The specificity of our model and data allows us to use counterfactual scenarios to simulate past, ongoing and emerging technological changes.³⁷ We are thus able to disentangle simultaneous technological changes with differential labor effects invisible in aggregate data, and to characterize task-level mechanisms behind the skill demand effects of technological change.

Although our deep level of data detail on specific technologies and contexts may not be feasible at an economy-wide level, we believe that such parameters should be collected more broadly by government and academic data collection efforts, such as through census instruments like the Annual Survey of Manufacturers. To quote a still-relevant 1986 interview with Simon (1986; *The Failure of Armchair Economics*):

We badly need better ideas of how to put together the stuff we find out at the micro-micro level and aggregate it. Simon continues:

...if you studied about a dozen firms, you have a pretty good feeling of the range of behavior ... the idea that we must have huge samples in order to know how a system works is not necessarily so.

We make three main contributions. First, we directly measure the effect of technological changes on skill demand, addressing the gap in the task-approach literature. In concert with literature on the polarization of skill demand, our findings suggest that automation not only polarizes skill demands across occupations, but within occupations.

Second, we show that aggregate measures of technological change can mask the opposing skill demand shifts of multiple technological changes. We find that, in contrast to automation (described above) consolidation converges skill demand toward middle skill. Our results thus provide empirical evidence for the coexistence of technological regimes with very different implications for skill demand.³⁸ Understanding these differential effects of technologies on labor outcomes is a key first step to analyzing the impact of emerging technological changes on labor demand.

Third, we leverage our task- and step-level data to develop new theory for how the separability of tasks mediates the effect of technology change on skill demand by changing the divisibility of labor. Our theory explains how technological change can generate complex, multi-modal skill demand shifts. Technologies that decrease task separability lead to jobs with more tasks. Because job skill demand is the maximum of task skill requirements, more tasks can drive skill increases or convergence toward middle skill (as the skill demand of lower-skill jobs is more likely to be increased by new tasks). The situation is reversed with technologies that increase task separability, driving skill demand decreases or polarization. Technologies such as automation that substitute performers can also be described in terms of task separability: the least separable tasks are the least likely to be divided and their performers substituted (preserving high skill demand), while the most separable tasks are the most likely to split into new low-skill jobs due to technological change (generating low-skill demand), resulting in polarization of demand away from middle skill.

The direct mapping of different technological changes onto labor outcomes, presented for the first time in this paper, enables us to uncover the mechanisms of skill demand effects at the level of tasks (task separability) and their aggregation into jobs. Our work introduces the relationships among tasks as a guide to understanding skill demand impacts of technological change, and it opens up new questions regarding the implications of technological change for labor markets and technology-specific policy responses.

Supplementary Data

Supplementary materials are available at *Industrial and Corporate Change* online.

- 37 These counterfactuals enable us to move beyond restrictive assumptions of classic production functions, of aggregate data, and of historic data being representative of the future.
- 38 These findings suggest a natural extension of the capability-based theory of the firm: we connect differences in capabilities and local conditions with differences in incentives for technological development or adoption, and thus differences in skill demand.

Acknowledgments

Our utmost thanks to Brian Kovak, David Hounshell, and Carliss Baldwin for their extensive guidance and insights on this research. Any remaining errors are our own. We also thank the Manufacturing Futures Initiative at Carnegie Mellon, the National Science Foundation Science and Innovation Policy (SciSIP) Program, the Russel Sage Foundation, the American Institute for Manufacturing Integrated Photonics, the Keystone Research Center and the National Bureau of Economic Research for their generous support.

Funding

This work was supported by the National Bureau of Economic Research (24480.00.22.12, 2018), the National Science Foundation (A024012, 2019) and the Manufacturing Futures Initiative at Carnegie Mellon University (118, 2018).

References

- Abernathy, W. J. and J. M. Utterback (1978), 'Patterns of industrial innovation,' *Technology Review*, 80(7), 40–47.
- Acemoglu, D. and D. Autor (2011), 'Skills, tasks and technologies: implications for employment and earnings,' *Handbook of Labor Economics*, 4, 1043–1171.
- Acemoglu, D. and P., Restrepo (2020), 'Robots and jobs: evidence from US labor markets,' *Journal of Political Economy*, 128(6), 2188–2244.
- Ales, L., M. Kurnaz and C. Sleet (2015), 'Technological change, wage inequality, and taxes,' *American Economic Review*, 105(10), 3061–3101.
- Anderson, P. and M. L. Tushman (1990), 'Technological discontinuities and dominant designs: a cyclical model of technological change,' *Administrative Science Quarterly*, 35(4), 604–633.
- Atasoy, H., R. D. Banker and P. A. Pavlou (2016), 'On the longitudinal effects of it use on firm-level employment,' *Information Systems Research*, 27(1), 6–26.
- Atzeni, E., and A. Salmi (2012), 'Economics of additive manufacturing for end-usable metal parts,' *The International Journal of Advanced Manufacturing Technology*, 62(9–12), 1147–1155.
- Autor, D. and D. Dorn (2013), 'The growth of low-skill service jobs and the polarization of the US labor market.' *The American Economic Review*, 103(5), 1553–1597.
- Autor, D. H., L. F. Katz and M. S. Kearney (2008), 'Trends in US wage inequality: revising the revisionists,' *The Review of Economics and Statistics*, 90(2), 300–323.
- Autor, D., F. Levy and R. J. Murnane (2003), 'The skill content of recent technological change: an empirical exploration,' *The Quarterly Journal of Economics*, 118(4), 1279–1333.
- Baldwin, C. Y. and K. B. Clark (2003), 'Managing in an age of modularity,' *Managing in the Modular Age: Architectures, Networks, and Organizations*, 149, 84–93.
- Baldwin, R. and A. J. Venables (2013), 'Spiders and snakes: offshoring and agglomeration in the global economy,' *Journal of International Economics*, 90(2), 245–254.
- Barney, J. B. (1986), 'Types of competition and the theory of strategy: toward an integrative framework,' *Academy of Management Review*, 11(4), 791–800.
- Barrett, D. J., L. A. Clarke, P. L. Tarr and A. E. Wise (1996), 'A framework for event-based software integration,' *ACM Transactions on Software Engineering and Methodology (TOSEM)*, 5(4), 378–421.
- Bartel, A., C. Ichniowski and K. Shaw (2004), 'Using 'insider econometrics' to study productivity,' *American Economic Review*, 94(2), 217–223.
- Bartel, A., C. Ichniowski and K. Shaw (2007), 'How does information technology affect productivity? Plant-level comparisons of product innovation, process improvement, and worker skills,' *The Quarterly Journal of Economics*, 122(4), 1721–1758.
- Bloch, C. and R. Ranganathan (1991), 'Process based cost modeling,' [1991 Proceedings] *Eleventh IEEE/CHMT International Electronics Manufacturing Technology Symposium*. IEEE. <https://ieeexplore.ieee.org/abstract/document/279825>.
- Borman, W. C., U. C. Kubisiak and R. J. Schneider (1999), 'Work styles'. In N. G. Peterson, M. D. Mumford, W. C. Borman, P. R. Jeanneret and E. A. Fleishman (eds), *An occupational information system for the 21st century: The development of O*NET*. American Psychological Association, pp. 213–226. 10.1037/10313-012
- Bresnahan, T. F., E. Brynjolfsson and L. M. Hitt (2002), 'Information technology, workplace organization, and the demand for skilled labor: firm-level evidence,' *The Quarterly Journal of Economics*, 117(1), 339–376.
- Brynjolfsson, E. and L. Hitt (1995), 'Information technology as a factor of production: the role of differences among firms,' *Economics of Innovation and New Technology*, 3(3–4), 183–200.

- Brynjolfsson, E., D. Rock and C. Syverson (2017), 'Artificial intelligence and the modern productivity paradox: a clash of expectations and statistics,' Working Paper No. w24001. National Bureau of Economic Research.
- Brynjolfsson, E., D. Rock and C. Syverson (2018a), 'Artificial intelligence and the modern productivity paradox: a clash of expectations and statistics', in: A. Agrawal, J. Gans and A. Goldfarb (eds.), *The Economics of Artificial Intelligence: An Agenda*. University of Chicago Press: Chicago, pp. 23–60. 10.7208/9780226613475-003.
- Brynjolfsson, E., T. Mitchell and D. Rock (2018b), 'What can machines learn, and what does it mean for occupations and the economy?,' *AEA Papers and Proceedings*, 108(2018), 43–47.
- Card, D. and J. E. DiNardo (2002), 'Skill-biased technological change and rising wage inequality: some problems and puzzles,' *Journal of Labor Economics*, 20(4), 733–783.
- Carneiro, P. and S. Lee (2011), 'Trends in quality-adjusted skill premia in the United States, 1960–2000,' *The American Economic Review*, 101(6), 2309–2349.
- Caroli, E. and J. van Reenen (2001), 'Skill-biased organizational change? Evidence from a panel of British and French establishments,' *The Quarterly Journal of Economics*, 116(4), 1449–1492.
- Carpanzano, E. and F. Jovane (2007), 'Advanced automation solutions for future adaptive factories,' *CIRP Annals-Manufacturing Technology*, 56(1), 435–438.
- Carroll, J. B. (1993), *Human Cognitive Abilities: A Survey of Factor-Analytic Studies*. Cambridge University Press: Cambridge, UK.
- Chenery, H. B. (1949), 'Engineering production functions,' *The Quarterly Journal of Economics*, 63(4), 507–531.
- Cheyre, C., J. Kowalski and F. M. Veloso (2015), 'Spinoffs and the ascension of Silicon Valley,' *Industrial and Corporate Change*, 24(4), 837–858.
- Ciez, R. E. and J. F. Whitacre (2017), 'Comparison between cylindrical and prismatic lithium-ion cell costs using a process based cost model,' *Journal of Power Sources*, 340, 273–281.
- Chung, W. and J. Alcácer (2002), 'Knowledge seeking and location choice of foreign direct investment in the United States,' *Management Science*, 48(12), 1534–1554.
- Colombo, M. G. and R. Mosconi (1995), 'Complementarity and cumulative learning effects in the early diffusion of multiple technologies,' *The Journal of Industrial Economics*, 43(1), 13–48.
- Dewan, S. and C.-K. Min (1997), 'The substitution of information technology for other factors of production: a firm level analysis,' *Management Science*, 43(12), 1660–1675.
- Doherty, N. and M. Brensinger (2004), 'Healthcare information management system,' U.S. Patent Application No. 10/794,979.
- Dosi, G. and M. Grazzi (2006), 'Technologies as problem-solving procedures and technologies as input–output relations: some perspectives on the theory of production,' *Industrial and Corporate Change*, 15(1), 173–202.
- Dosi, G. and M. Grazzi (2010), 'On the nature of technologies: knowledge, procedures, artifacts and production inputs,' *Cambridge Journal of Economics*, 34(1), 173–184.
- Dosi, G. and R. R. Nelson (2010), 'Technical change and industrial dynamics as evolutionary processes,' *Handbook of the Economics of Innovation*, 1, 51–127.
- Dvorak, B. J. (1947), 'The new USES general aptitude test battery,' *Journal of Applied Psychology*, 31(4), 372–376.
- Eckel, C. and J. P. Neary (2009), 'Multi-product firms and flexible manufacturing in the global economy,' *The Review of Economic Studies*, 77(1), 188–217.
- Fleishman, E. A. and M. E. Reilly (1992), *Handbook of Human Abilities: Definitions, Measurements, and Job Task Requirements*. Consulting Psychologists Press: Palo Alto, CA.
- Field, F., R. Kirchain and R. Roth (2007), 'Process cost modeling: strategic engineering and economic evaluation of materials technologies,' *Journal of the Minerals, Metals and Materials Society*, 59(10), 21–32.
- Frohm, J., V. Lindström, M. Winroth and J. Stahre (2008), 'Levels of automation in manufacturing,' *Ergonomia-International Journal of Ergonomics and Human Factors*, 30(3), 1–28.
- Fuchs, E. R. H. (2014), 'Global manufacturing and the future of technology,' *Science*, 345(6196), 519–520.
- Fuchs, E. and R. Kirchain (2010), 'Design for location? The impact of manufacturing offshore on technology competitiveness in the optoelectronics industry,' *Management Science*, 56(12), 2323–2349.
- Fuchs, E. R. H., E. J. Bruce, R. J. Ram and R. E. Kirchain (2006), 'Process-based cost modeling of photonics manufacture: the cost competitiveness of monolithic integration of a 1550-nm DFB laser and an electroabsorptive modulator on an InP platform,' *Journal of Lightwave Technology*, 24(8), 3175–3186.
- Fuchs, E., F. Field, R. Roth and R. Kirchain (2011a), 'Plastic cars in China? The significance of production location over markets for technology competitiveness in the United States versus the People's Republic of China,' *International Journal of Production Economics*, 132(1), 79–92.
- Fuchs, E., F. Field, R. Roth and R. Kirchain (2008), 'Strategic materials selection in the automobile body: economic opportunities for polymer composite design,' *Composites Science and Technology*, 68(9), 1989–2002.
- Fuchs, E., R. E. Kirchain and S. Liu (2011b), 'The future of silicon photonics: not so fast? Insights from 100G ethernet LAN transceivers,' *Journal of Lightwave Technology*, 29(15), 2319–2326.

- Geisinger, K.F., R.A., Spies, J.F., Carlson and B.S., Plake (eds) (2007), *The Seventeenth Mental Measurements Yearbook*. Buros Institute of Mental Measurement: Lincoln, NE.
- Goldin, C. and L. F. Katz (1998), 'The origins of technology-skill complementarity,' *The Quarterly Journal of Economics*, **113**(3), 693–732.
- Goos, M., A. Manning and A. Salomons (2009), 'Job polarization in Europe,' *American Economic Review*, **99**(2), 58–63.
- Gramlich, E. M. (1994), 'Infrastructure investment: a review essay,' *Journal of Economic Literature*, **32**(3), 1176–1196.
- Holmgren, J., P. Davidsson, J. A. Persson and L. Ramstedt (2012) 'TAPAS: a multi-agent-based model for simulation of transport chains,' *Simulation Modelling Practice and Theory*, **23**, 1–18.
- Houthakker, H. S. (1955), 'The Pareto distribution and the Cobb-Douglas production function in activity analysis,' *The Review of Economic Studies*, **23**(1), 27–31.
- Ichniowski, C. and K. L. Shaw (2009), 'Insider econometrics: empirical studies of how management matters,' *NBER Working Paper No. w15618*, National Bureau of Economic Research.
- Jamshidi, J., A. Kayani, P. Iravani, P. G. Maropoulos and M. D. Summers (2010), 'Manufacturing and assembly automation by integrated metrology systems for aircraft wing fabrication,' *Proceedings of the Institution of Mechanical Engineers, Part B: Journal of Engineering Manufacture*, **224**(1), 25–36.
- Johansen, L. (1972), 'Simple and general nonsubstitution theorems for input-output models,' *Journal of Economic Theory*, **5**(3), 383–394.
- Johnson, M. and R. Kirchain (2009), 'Quantifying the effects of consolidation and development costs on material selection decisions: a process-based costing approach,' *International Journal of Production Economics*, **119**(1), 174–186.
- Kaber, D. B. and M. R. Endsley (1997), 'Out-of-the-loop performance problems and the use of intermediate levels of automation for improved control system functioning and safety,' *Process Safety Progress*, **16**(3), 126–131.
- Khan, H. N., D. A. Hounshell and E. R. Fuchs (2018), 'Science and research policy at the end of Moore's law,' *Nature Electronics*, **1**(1), 14–21.
- Koutroumpis, P. (2009), 'The economic impact of broadband on growth: a simultaneous approach,' *Telecommunications Policy*, **33**(9), 471–485.
- Lane, J. (2005), 'Optimizing the use of micro-data: an overview of the issues', SSRN: <https://ssrn.com/abstract=807624> or 10.2139/ssrn.807624.
- Laureijs, R., K. Whitefoot and E. R. H. Fuchs (2019), 'Is more less? Benefits and costs of high-variety production in non-assembled manufacturing,' *Journal of Modern Dynamics*, **141**(6), 141–146.
- Lave, L. (1996), 'Engineering production functions and labor substitutions in metal machining,' *The American Economic Review*, **56**, 872–878.
- Lécuyer, C. (1999), 'Silicon for industry: component design, mass production, and the move to commercial markets at Fairchild semiconductor, 1960–1967,' *History and Technology, an International Journal*, **16**(2), 179–216.
- Lewis, P. and G. Mahony (2006), 'The new economy and skills development in Australia and Singapore,' *The Asia Pacific Journal of Economics & Business*, **10**(1), 34.
- Madureira, A. and J. Santos (2005), 'Proposal of multi-agent based model for dynamic scheduling in manufacturing,' *WSEAS Transactions on Information Science and Applications*, **2**(5), 600–605.
- MarketsandMarkets. (2020), *Optoelectronic Components Market Worth \$52.7 Billion by 2025*. <https://www.marketsandmarkets.com/PressReleases/optoelectronic-component.asp>.
- Meehl, P. E. and R. R. Golden (1982), 'Taxometric methods,' *Handbook of Research Methods in Clinical Psychology*, 127–181.
- Michaels, G., A. Natraj and J. Van Reenen (2014), 'Has ICT polarized skill demand? Evidence from eleven countries over twenty-five years,' *Review of Economics and Statistics*, **96**(1), 60–77.
- Moore, G. E. (1995), 'Lithography and the future of Moore's law,' *Integrated Circuit Metrology, Inspection, and Process Control IX*. Vol. 2439. International Society for Optics and Photonics.
- Mounier, E. and J.-L. Malinge (2016), 'Silicon Photonics for Data Centers and Other Applications,' *Yole Développement*. Photonics.com.
- Mueller, B. (2012), 'Additive manufacturing technologies—Rapid prototyping to direct digital manufacturing,' *Assembly Automation*, **32**(2),
- National Bureau of Economic Research. (2018), *NBER-CES Manufacturing Industry Database (1958-2018)*. <https://www.nber.org/research/data/nber-ces-manufacturing-industry-database>.
- National Center for ONET Development. (2017), *ONET Online*. U.S. Census Bureau: Washington, DC. www.onetonline.org.
- National Research Council. (2010), *A Database for a Changing Economy: Review of the Occupational Information Network (ONET)*. National Academies Press: Washington, DC.
- National Research Council. (2013), *Optics and Photonics: Essential Technologies for Our Nation*. National Academies Press: Washington, DC.

- Pauling, N. G. (1964), 'Some neglected areas of research on the effects of automation and other technological change on workers,' *The Journal of Business*, 37(3), 261–273.
- Pearl and Enos. (1975), 'Engineering production functions and technological progress,' *The Journal of Industrial Economics*, 24, 55–72.
- Peteraf, M. A. and J. B. Barney (2003), 'Unraveling the resource-based tangle,' *Managerial and Decision Economics*, 24(4), 309–323.
- Peterson, N. G., M. D. Mumford, W. C. Borman, P. R. Jeanneret, E. A. Fleishman, K. Y. Levin, M. A. Campion, M. S. Mayfield, F. P. Morgeson, K. Pearlman, M. K. Gowing, A. R. Lancaster, M. B. Silver and D. M. Dye (2001), 'Understanding work using the Occupational Information Network (O NET): implications for practice and research,' *Personnel Psychology*, 54(2), 451–492.
- Pillai, D., T. Quinn, K. Kryder and D. Charlson (1999), 'Integration of 300 mm fab layouts and material handling automation,' 1999 *IEEE International Symposium on Semiconductor Manufacturing Conference Proceedings* (Cat No. 99CH36314), 23–26.
- Piore, M. J. and C. Sabel (1984), *The Second Industrial Divide: Possibilities for Prosperity*. Basic Books: NY.
- Pitroda, S. G. and M. Desai (2017), 'Data consolidation expert system for facilitating user control over information use,' U.S. Patent, No. 9,811,820.
- Rosenberg, N. (1963), 'Technological change in the machine tool industry, 1840–1910,' *The Journal of Economic History*, 23(4), 414–443.
- Rungtusanatham, M. J. and F. Salvador (2008), 'From mass production to mass customization: hindrance factors, structural inertia, and transition hazard,' *Production and Operations Management*, 17(3), 385–396.
- Sanner, M. F. (1999), 'Python: a programming language for software integration and development,' *The Journal of Molecular Graphics and Modelling*, 17(1), 57–61.
- Selvaraj, P., P. Radhakrishnan and M. Adithan (2009), 'An integrated approach to design for manufacturing and assembly based on reduction of product development time and cost,' *The International Journal of Advanced Manufacturing Technology*, 42(1–2), 13–29.
- Simon, H. A. (1986), 'The failure of armchair economics,' *Challenge*, 29(5), 18–25.
- Smith, V. K. (1986), 'Another view of the state of engineering production functions,' *Economica*, 53(212), 529–532.
- Stoneman, P. and M.-J. Kwon (1994), 'The diffusion of multiple process technologies,' *The Economic Journal*, 104(423), 420–431.
- Teece, D. J. (1993), 'The dynamics of industrial capitalism: perspectives on Alfred Chandler's scale and scope,' *Journal of Economic Literature*, 31(1), 199–225.
- Thompson, M. K., G. Moroni, T. Vaneker, G. Fadel, R. I. Campbell, I. Gibson, A. Bernard, J. Schulz, P. Graf, B. Ahuja and F. Martina (2016), 'Design for additive manufacturing: trends, opportunities, considerations, and constraints,' *CIRP Annals-Manufacturing Technology*, 65(2), 737–760.
- Ulrich, K. T. and S. Eppinger (1995), *Product Design and Development*. McGraw-Hill Higher Education: New York.
- Ulu, E., R. L. B., Huang Kara and K. S. Whitefoot. (2019) 'Concurrent structure and process optimization for minimum cost metal additive manufacturing,' *Journal of Mechanical Design*, 141(6), 61,701 (10 pages).
- Vivarelli, M. (2014), 'Innovation, employment and skills in advanced and developing countries: a survey of economic literature,' *Journal of Economic Issues*, 48(1), 123–154.
- Wernerfelt, B. (1984), 'A resource-based view of the firm,' *Strategic Management Journal*, 5(2), 171–180.
- Whitefoot, K. S., M. L. Fowlie and S. J. Skerlos (2017), 'Compliance by design: influence of acceleration trade-offs on CO₂ emissions and costs of fuel economy and greenhouse gas regulations,' *Environmental Science & Technology*, 51(18), 10307–10315.
- Wibe, S. (1984), 'Engineering production functions: a survey,' *Economica*, 51(204), 401–411.
- Yang, C.-H., R. Nugent and E. R. Fuchs (2016), 'Gains from others' losses: technology trajectories and the global division of firms,' *Research Policy*, 45(3), 724–745.